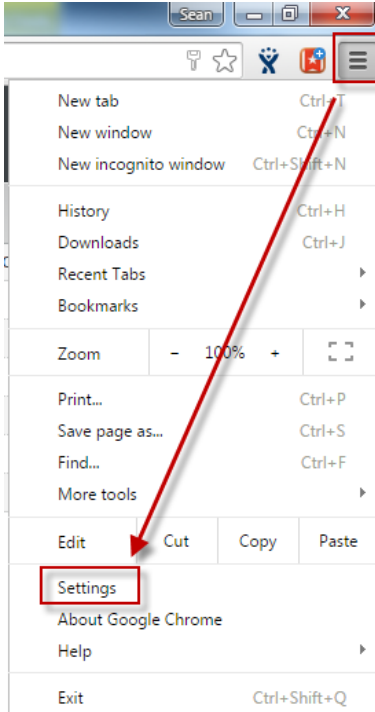


How to clear browsing data in Google Chrome

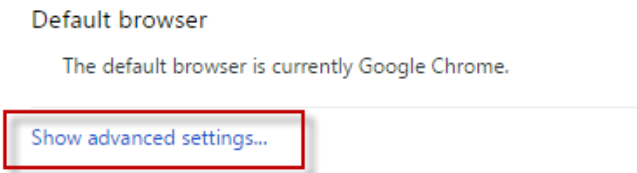
*This should be done once a month to increase application speed and allow new features to be visible

STEPS

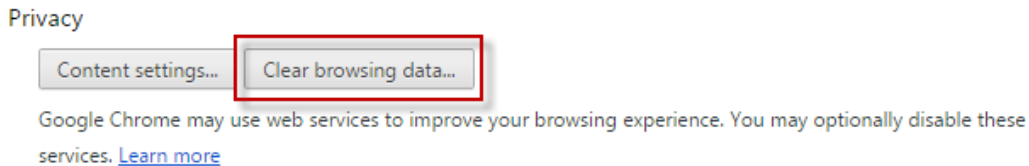
1. Click the triple bar in the upper right hand corner, then click "Settings"



2. Go to the bottom of the page and click the "Show Advanced Settings" link



3. Click on the "Clear Browsing Data..." button



4. Set your page to look exactly as shown below, then click "Clear browsing data"

